

Illinois Correctional Industries Annual Report 2018



WORKING TRANSFORMING SUCCEEDING

WORKING - TRANSFORMING - SUCCEEDING



TABLE OF CONTENTS

Message From Director - - - - -	2
Message From CEO - - - - -	3
Mission, Vision & Value Statements - - - - -	4
Report To General Assembly - - - - -	5
ICI Shop Locations - - - - -	6
Offender Program Assignments - - - - -	7
Production & Recycling Service Reports - - - - -	8-10
Appropriations - - - - -	11
Sales & Receipts By Customer Type - - - - -	12-13
Sales of Finished Goods & Services - - - - -	14
Statement of Net Position - - - - -	15
Statement of Cash Flow - - - - -	16
Statement of Revenues, Expenses & Changes in Net Position - - - - -	17
Management Staff - - - - -	18
Our Team - - - - -	19-20

MESSAGE FROM THE DIRECTOR



Illinois Correctional Industries (ICI) plays an important role for inmates returning to society. A major goal of the Illinois Department of Corrections (IDOC) is the successful reentry of offenders and the reduction of recidivism. The success of ICI demonstrates the importance of rehabilitation for inmates and their return journey to society as useful members of the community.

Fiscal Year 2018 allowed for growth and reflection within the IDOC and ICI. ICI continues to live by its mission of providing vocational training to offenders and delivering quality products and services to the State of Illinois.

ICI programs offer offenders the opportunity to develop useable skills and positive work habits. The main goal is to operate programs that increase an offender's ability to find meaningful employment upon release. Providing training for offenders to enter the workforce contributes to rehabilitation and reduces recidivism. The ICI program allows offenders to give back to the community.

ICI's future is brighter as it moves forward to embrace new industries and innovative approaches of training offender workers through apprenticeship programs. The department's renewed emphasis on education and teaching employable skills to offenders support reentry efforts by building a bridge between incarceration and the community.

Through the support of Governor Bruce Rauner and the Illinois General Assembly, IDOC and ICI continue to achieve positive outcomes with programs that create opportunity for offenders to become contributing members of society upon their release.

John Baldwin

Acting Director

Illinois Department of Corrections

MESSAGE FROM THE CEO

In FY18, Illinois Correctional Industries had more than 1,100 male and female offender workers participating in ICI programs. We have awarded a total of 48,208 days of Program Sentence Credit time to our offender workers solidifying our programmatic value. Furthermore, Industries' recidivism rate improved to 19.2%, meaning that 80.8% successfully reenter society and do not return to prison within 3 years. ICI strongly maintain its mission statement of rehabilitating offender workers each and every year.

Correctional Industries continually strives to improve its programs and products and FY18 is no different. We are proud to announce that we have completely eliminated soy from our food products for better quality and cost savings measures. Moreover, ICI has awarded 34 OSHA training certificates, 22 apprenticeship program certificates, and have bolstered the recycling service program in the facilities focusing on IDOC's Go Green initiative while training offender workers.

Our successes in fiscal year 2018 to achieve our mission at enhancing public safety, providing vocational training to offenders in order to assist them with their successful reentry into society, could not be achieved without the valued partnerships that were fostered with IDOC, our customers, vendors, and the continued production efforts by our professional staff. We are dedicated to continue these efforts in FY19 and will strive to produce the highest quality products at the most affordable price possible while doing so at no cost to the taxpayers of Illinois.

Again, thank you to everyone who continues to support our program, assisting us in our success at reducing recidivism within the state of Illinois; together we are making a positive and lasting impact within Illinois.

Rich Mautino

*Assistant Chief Executive Officer
Illinois Correctional Industries*

MISSION, VISION, AND VALUES

Mission Statement

It is the mission of the Illinois Correctional Industries to enhance public safety and successful offender reentry to society by providing vocational training to offenders in which they obtain valuable job skills and experience while producing quality products and services, and doing so at no cost to the taxpayers of the State of Illinois.

Vision Statement

It is the vision of the Illinois Correctional Industries to be a national leader in the field of corrections based industry programs by being a self-sufficient program that positively impacts offender's lives, reduces recidivism and provides for a safer Illinois.

ICI Values

Reentry: We recognize the value of vocational training for offenders in that it assists them in their re-entry into society by increasing their chances of a gainful attachment to the workforce therefore reducing the likelihood of re-offending.

Safety: We improve the security of correctional facilities by providing effective programming to occupy and employ inmates in a goal orientated environment.

Partnerships: We build alliances with our customers, vendors and Illinois businesses which allow our quality products and training to evolve with the market place and the needs of our stakeholders.

People: We strive to create a learning and team environment which recognizes and respects the commitment of our employees and the inmates we train, the products we make and the State we serve.



REPORT TO THE GENERAL ASSEMBLY

Illinois Compiled Statutes 730 ILCS 5 Unified Code of Corrections Section 3-12-11

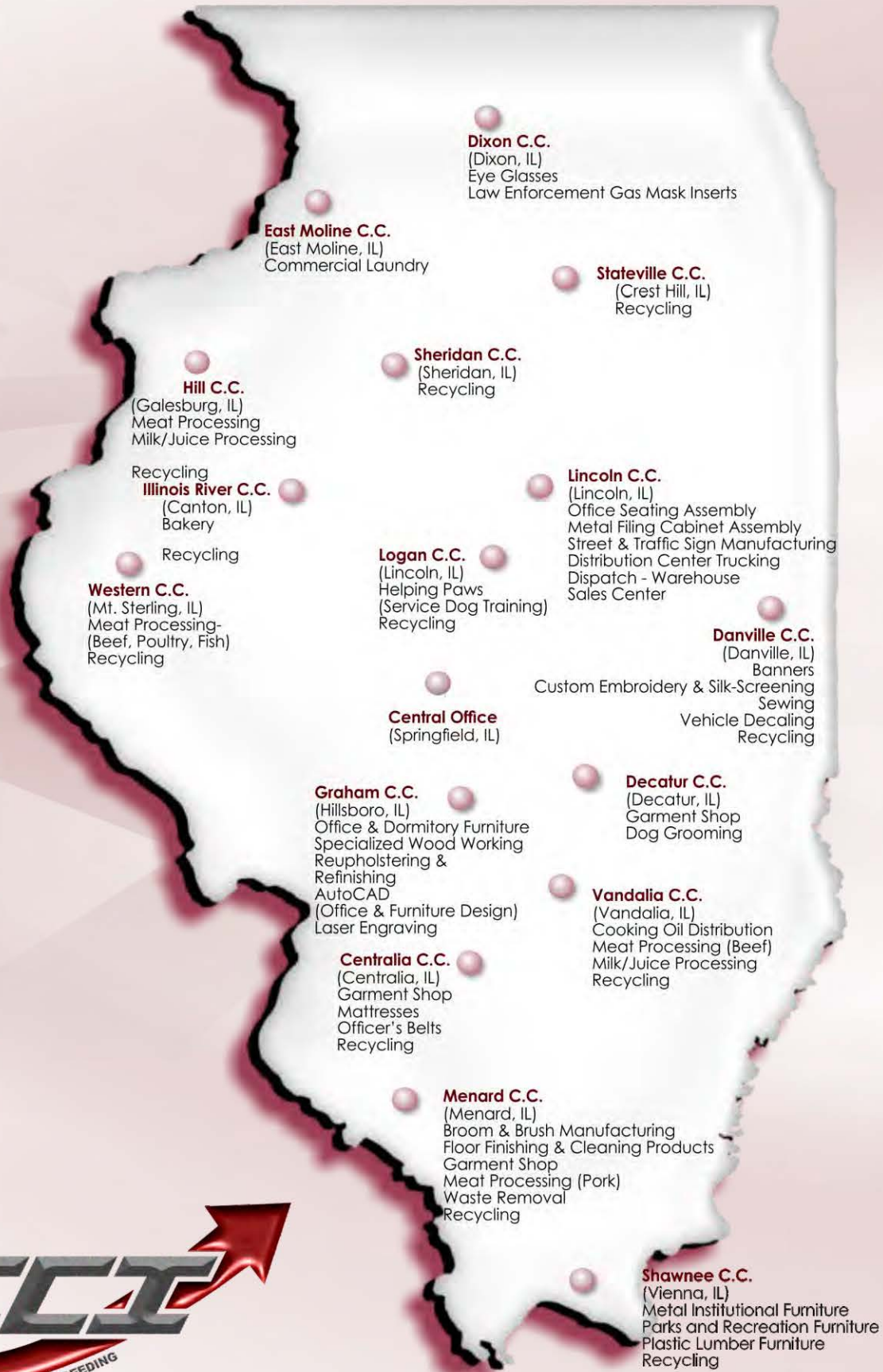
(730 ILCS 5/3-12-11) (from Ch. 38, par. 1003-12-11)

Sec. 3-12-11. Report to the General Assembly. By November 1st of each year, the Department shall furnish to the General Assembly a report with respect to the following factors for the preceding fiscal year:

- (a) A balance sheet;**
- (b) A financial statement, including profit or loss figures;**
- (c) The number and locations of industries;**
- (d) The quantity of each good produced;**
- (e) The cost of materials and labor;**
- (f) Sales and actual receipts, by purchaser and in total;**
- (g) The average length of time between the receipt or orders and delivery;**
- (h) The average length of time between delivery and receipt of payment;**
- (i) The number of residents employed in each facility and industry, the number or vacancies occurring throughout the year, whether or not they have been subsequently filled, and the reasons for such vacancies; and**
- (j) Beginning on November 1, 1981 recidivism and employment statistics on former resident employees.**



ICI SHOP LOCATIONS



OFFENDER PROGRAM ASSIGNMENTS

INDUSTRY	TOTAL POSITIONS AVAILABLE	AVERAGE WORKING	TOTAL PROGRAMMED
Centralia Administration	4	3.33	5
Centralia Recycling	16	12	20
Centralia Sewing	27	16.75	22
Danville Administration	5	5	7
Danville Recycling	2	2	3
Danville Silkscreen/Embroidery	50	32	41
Decatur Administration	2	2	4
Decatur Sewing	20	18	28
Decatur Dog Grooming	7	7	11
Dixon Administration	8	7	9
Dixon Optical	69	68	95
East Moline Administration	4	4	9
East Moline Laundry	40	40	86
Graham Administration	4	4	3
Graham Furniture	26	22	22
Graham Mattress	8	7	7
Graham Vehicle Repair/State Garage	5	5	5
Graham Vandalia/Recycling	2	2	2
Hill Administration	5	5	5
Hill Meat Processing	27	27	34
Hill Milk Processing	27	27	30
Hill Recycling	10	10	13
Illinois River Administration	13	11	13
Illinois River Bakery	102	82	109
Lincoln Furniture	8	2	5
Lincoln Sign Shop	7	3	6
Lincoln Warehouse Administration	1	1	1
Lincoln Warehouse Central Distribution	6	5	10
Logan Helping Paws	35	35	66
Logan Recycling	13	13	29
Menard Broom & Wax	13	10	10
Menard Knit	50	35	40
Menard Meat Processing	15	10	26
Menard Waste Removal/Recycling	28	18	38
Shawnee Administration	6	5	6
Shawnee Dog Program	9	7	7
Shawnee Metal Furniture	30	19	23
Sheridan Garment Cutting	5	6	6
Stateville Administration	2	2	2
Stateville Furniture	2	2	2
Stateville Soap	10	10	10
Vandalia Administration	2	2	10
Vandalia Meat Processing	25	23	40
Vandalia Milk/Oil Processing	15	15	25
Vandalia Tails	22	22	36
Vandalia Recycling	10	10	12
Western Administration	4	4	4
Western Recycling*	19	19	42
Western Food Processing	66	47	91
Vienna Dog Program	8	7	10
Vienna Recycling	10	5	21
TOTAL	904	756.08	1,161

*Indicates combination of Western, Jacksonville, & Pittsfield Recycling

PRODUCTION

Centralia

<i>Garment</i>	<i># Produced</i>	<i>Unit</i>
Officer Belt	602	Each
Boxer Shorts	7,968	Dozen
Jumpsuit	1,578	Each
Women's Pajamas (Tops)	360	Each
Women's Pajamas (Bottoms)	345	Each
Offender Pants	9,092	Each
Offender Shirt	4,069	Each
Apron	525	Each
Shower Curtain	195	Each
Mattress Covers	1,617	Each
Laboratory Coats	20	Each
Laundry Bags	193	Each
Cornhole Bags	5	Each

Danville

<i>Silk Screen & Embroidery</i>	<i># Produced</i>	<i>Unit</i>
Embroidery Items	14,532	Each
Silk Screened Items	46,734	Each
Sewing/Misc. Sewn Items	1,967	Each
Knights of Columbus Apron	1,515	Each
Safety Vest	33	Each
CPR Pouch	2,500	Each
Banners/Portfolios/Graphic Design Related Items	22,427	Each
Polo Shirts	59	Each
DJJ Staff Polos	813	Each
Offender Shirt	3,250	Each

Decatur

<i>Garment</i>	<i># Produced</i>	<i>Unit</i>
Men's Black Pants	50	Each
DJJ Staff Uniform Pants	222	Each
Blue Offender Coats	1,032	Each
Tan Twill Uniform Shirts	17	Each
White Dietary Officer Pants/Shirts	229	Each
Women's Pullover	529	Each
Dietary Pullover	460	Each
Dietary Topper w/ Zipper	230	Each
Women's panties	749	Dozen
Women's Navy Slacks	266	Each
Offender Dietary Slacks	235	Each
MH Observation Smocks	255	Each
MH Observation Blankets	100	Each
Yellow Twill Intake Coats	90	Each
Yellow Women's Intake Slacks	228	Each
Yellow Women's Intake Pullover	145	Each
MH Observation Bed Cover	1	Each
Staff CPR Pouches	10	Each
Aprons	60	Each
Staff ID Holders	30	Each

Dixon

<i>Optical</i>	<i># Produced</i>	<i>Unit</i>
Eyeglasses	117,848	Each

Graham

<i>Furniture</i>	<i># Produced</i>	<i>Unit</i>
Oak Furniture	244	Each
Hillsboro Furniture	788	Each
Stateville Office Furniture	88	Each
Lexington Furniture	1	Each
Jamestown Office Furniture	16	Each
Mission Style Furniture	23	Each
Custom Built Furniture	136	Each
Refinish / Reupholstery Furniture	342	Each
Handmade Carved Plaques	6	Each
Laser Engraved Plaques	233	Each

<i>Mattress</i>	<i># Produced</i>	<i>Unit</i>
Foam Mattress	490	Each
Non-Woven Poly Fiber Mattress	5,306	Each
Pillow	2,468	Each

<i>Engraving</i>	<i># Produced</i>	<i>Unit</i>
Plaques	180	Each
Name Plates/Signage	162	Each
Metal Engraving	38	Each
ISP Presentation Boxes	25	Each
Name Bars	4	Each

Hill

<i>Meat Processing</i>	<i># Produced</i>	<i>Unit</i>
Beef	491,930	Lbs.
Turkey	414,160	Lbs.
Veggie Burger	45,200	Lbs.
Pork	61,800	Lbs.
Chicken	959,115	Lbs.

<i>Milk Processing</i>	<i># Produced</i>	<i>Unit</i>
Skim Milk 8-Oz. Carton	12,750,450	Cartons
Skim Milk-Bulk Bag	34,680	Bags
10% 8-Oz. Juice Carton	724,700	Cartons
100% 4-Oz. Juice Carton	12,963,525	Cartons
100% 6-Oz. Juice Carton	719,136	Cartons
5% Juice-Bulk Bag	765	Bags

Illinois River

<i>Bakery</i>	<i># Produced</i>	<i>Unit</i>
Bread	214,561	Racks
Buns	3,777	Racks
Bagels	2,303	Racks
Assorted Muffins	13	Racks
Bread Crumbs	229	Racks
Biscuits	616	Racks
Frozen Biscuits	2,575	Cases
Donuts	6,912	Racks
Pancakes/Waffles	24,911	Cases
Cookies	27,783	Racks
Sweet Goods	15,540	Racks
Pies	2,312	Racks

PRODUCTION (cont.)

Menard

Broom, Wax & Soap	# Produced	Unit
Neutral Floor Cleaner	2,956	Gallons
Dish Wash Detergent	13,432	Gallons
Liquid Laundry Detergent	28,600	Gallons
Hydrogen Peroxide Multi-Purpose Cleaner	2,489	Gallons
Liquid Industrial Cleaner (drum only)	2,695	Gallons
Brooms	1,232	Each
Broom Heads	783	Each
Buffing Pads (Red)	590	Each
Polishing Pads (White)	2,195	Each
Scrubbing Pads (Blue)	195	Each
Stripping Pads (Black)	1,620	Each
Burnishing Pads (Natural)	1,270	Each
High Speed Polishing Pads (Lt. Blue)	20	Each
Brushes	1,926	Each
PET Empty Spray Bottle	1,592	Gallons
Squeegee	237	Each
Scrub Pads 5 x 7	32,584	Each
Grime Buster	1,200	Gallons
Citral Green	20,201	Gallons
Stripper	2,733	Gallons
ARC Cleaner	4,047	Gallons
Sealer	686	Gallons
Ultra Floor Finish	2,221	Gallons
Ecco Floor Restorer	55	Gallons
Ecco Floor Finish	230	Gallons
Aloe Wash - 8 oz.	394	Case
Loop Mop	4,920	Each
Rope Mop	1,800	Each
Rayon Mop	48	Each
Floor Duster Refill	105	Each

Garment	# Produced	Unit
Sweatshirts	1,688	Each
Hooded Sweatshirts	1,845	Each
Sweatpants	7,056	Each
T-Shirts	29,484	Each
Laundry Bag, Mesh	6,029	Each
Gym Shorts	666	Each
Terry Towel	64,668	Each
Terry Washcloth	68,544	Each
Knit Cap	610	Each
Jail Shirt	4	Each
Socks	74,880	Each
Terry Bib	4,908	Each
Tactical Team Jumpsuit	8	Each
Pillow Case	12,252	Each
Sheets	33,276	Each
Offender Pants	3,636	Each
Ammo Bags	32	Each
Weapons Bags	12	Each
2" Black Stripe	2,500	Yards
MP3 Player Holder (New Item)	5,152	Each

Farm	# Produced	Unit
Pork Produced	260,018	Lbs.
T/C Products Produced	509,495	Lbs.
Waste Removal	3,784,174	Lbs.
Cardboard / Paper Recycled	572,000	Lbs.
Tin Cans	137,960	Lbs.
Plastic	135,680	Lbs.
Waste Vegetable Oil	328,689	Lbs.
Other	332,759	Lbs.

Lincoln Distribution Center

Central Distribution	# Produced	Unit
Items Shipped	118,985	Each
Items Shipped	43,144	Dozen
Items Shipped	13,624	Cases

Stateville

Furniture*	# Produced	Unit
Office Systems	0	Each

Soap	# Produced	Unit
Laundry Detergent- 400 lb.	24	Drums
Laundry Detergent- 50 lb.	670	Boxes
Tru Klenz Scouring Powder	608	Cases
Liquid Glass Cleaner- 4 gal.	1,328	Cases
Liquid Glass Cleaner- 32 Oz.	121	Cases
Green Bar Deoderant Soap 3.5 oz.	600	Cases
White Bar Soap 3.5 oz.	400	Cases
White Bar Soap 1 oz.	2,246	Cases
Aloe Wash- 4 gal.	644	Cases
Clean and Fresh Shampoo- 8 oz.	90	Cases
Gentle Scrub- 4 gal.	350	Cases
Gentle Scrub- 8 oz.	200	Cases
Aloe Wash - 8 oz	230	Cases

*Stateville Furniture transitioned to Graham in early Fy18

Vandalia

Meat Processing	# Produced	Unit
Ground Beef Patty	296,934	Lbs.
Turkey/Chicken Salami	156,605	Lbs.
Ground Turkey Bulk	505,750	Lbs.
Turkey/Bologna	159,314	Lbs.
Chicken/Beef Patty	296,934	Lbs.
Chicken/Beef Bulk	428,650	Lbs.

Milk Processing	# Produced	Unit
Skim Milk-Bulk Bag	33,866	Bag

Vegetable Oil Processing	# Produced	Unit
Vegetable Oil	20,246	Bag

Spice Processing	# Produced	Unit
Spices	132,938	Lbs.

Western Illinois

Food Processing	# Produced	Unit
Beef	469,288	Lbs.
Chicken	1,677,949	Lbs.
Fish	2,147,237	Lbs.
Turkey	377,748	Lbs.

East Moline

Laundry	# Produced	Unit
Laundry	1,777,625	Lbs.

Lincoln

Chairs	# Produced	Unit
Chairs	318	Each
Chair Repairs	16	Each
File Cabinet	2	Each
Signs	5,466	Each
Stacking Chairs	240	Each
Chair Parts	100	Each

PRODUCTION (cont.)

Logan

<i>Helping Paws</i>	<u># Produced</u>	<u>Unit</u>
Dogs Trained - Service	20	Dogs
Dogs Trained - Shelter	26	Dogs

<i>Helping Paws Grooming</i>	<u># Produced</u>	<u>Unit</u>
Dogs Groomed	274	Dogs

Shawnee

<i>Metal Furniture</i>	<u># Produced</u>	<u>Unit</u>
Barbeque Grills	233	Each
Beds	237	Each
Benches	50	Each
Fire Lockers	85	Each
Van Screens	51	Each
Tables	197	Each
Trash Cans	19	Each

<i>Specialty Items</i>	<u># Produced</u>	<u>Unit</u>
Sign Miscellaneous	257	Each
Dog Cage	4	Each

Sheridan

<i>Garments Cutting</i>	<u># Produced</u>	<u>Unit</u>
Garment Cutting	27,562	Each

Recycling Service

<i>Shop</i>	<u># Weight</u>	<u>Unit</u>
Centralia	184,335	Lbs.
Danville	130,936	Lbs.
Illinois River	634,014	Lbs.
Menard	1,507,088	Lbs.
Vandalia	355,410	Lbs.
Logan	372,000	Lbs.
Western*	560,954	Lbs.
Shawnee	439,921	Lbs.
Stateville/Sheridan	283,518	Lbs.

<i>Total</i>	<u># Weight</u>	<u>Unit</u>
Total Lbs.	4,468,176	Lbs.
Total Tons	2,234	Tons

* Indicates combination of Western, Jacksonville, & Pittsfield

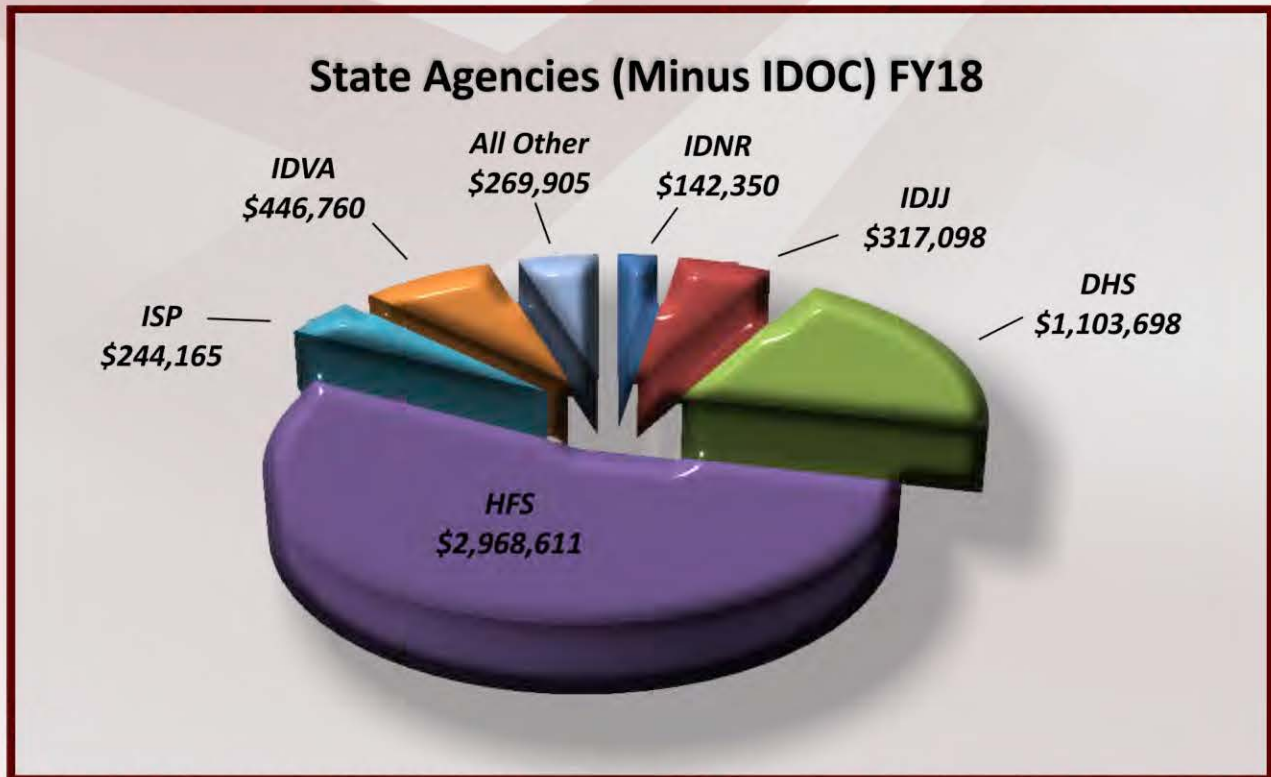
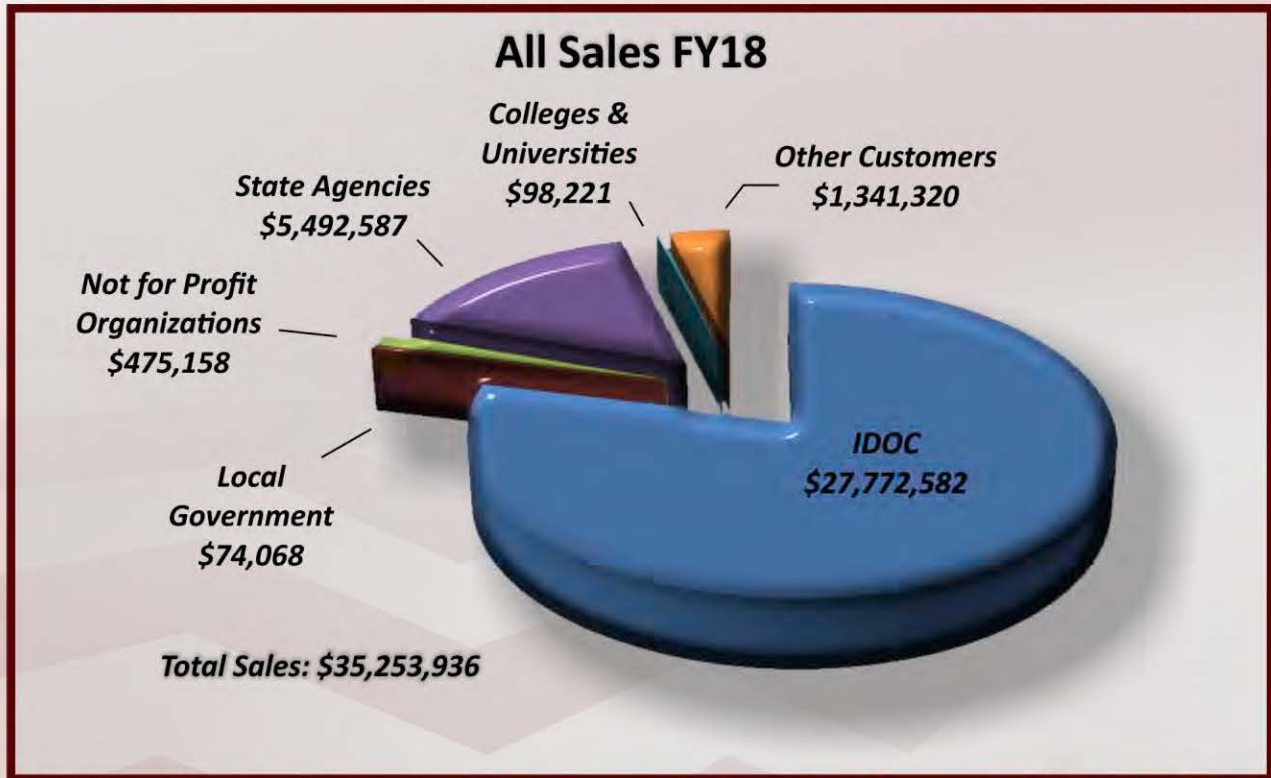
APPROPRIATIONS FOR FY18 PASSED BY GENERAL ASSEMBLY

The following named amounts, or so much thereof as may be necessary, respectively, are appropriated to the Department of Corrections from the Working Capital Revolving Fund.

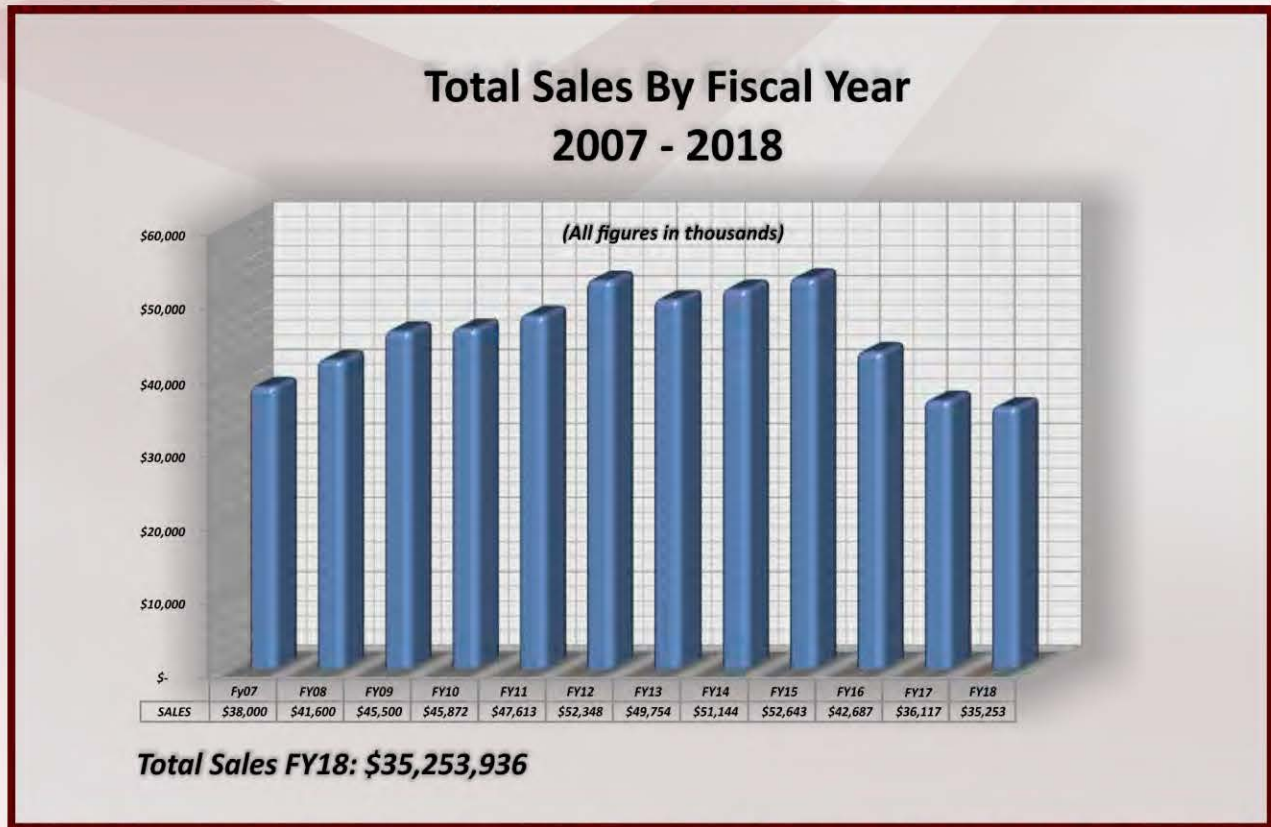
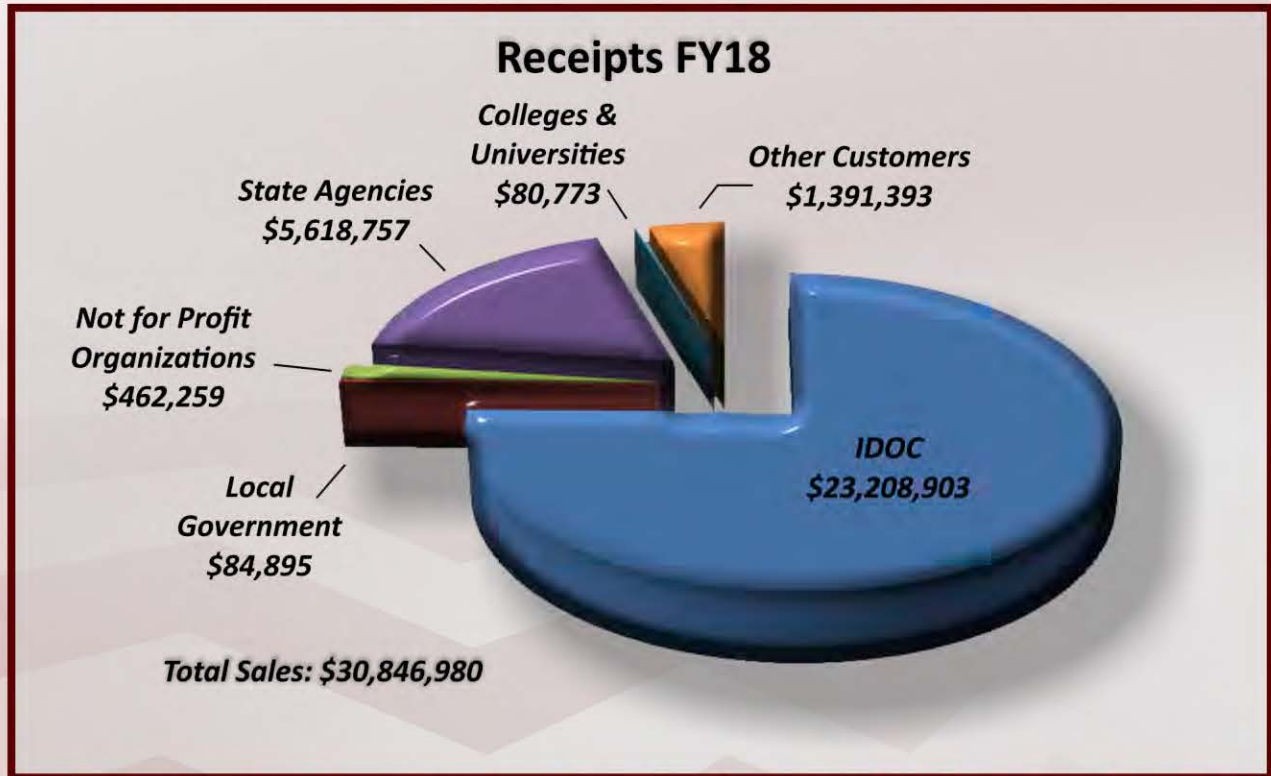
Illinois Correctional Industries

Personal Services	\$9,690,900
Student, Member and Inmate Compensation	\$2,177,400
State Contributions to State Employee's Retirement System	\$5,234,400
State Contributions to Social Security	\$741,400
Group Insurance	\$2,760,000
Contractual Services	\$3,250,000
Travel	\$89,500
Commodities	\$33,020,500
Printing	\$4,800
Equipment	\$2,770,700
Telecommunications Services	\$64,400
Operation of Auto Equipment	\$1,361,400
Green Recycling Initiatives	\$250,000
Repairs, Maintenance and Other Capital Improvements	\$147,000
Refunds	\$7,400
TOTAL	\$61,569,800

SALES AND RECEIPTS BY CUSTOMER TYPE



SALES AND RECEIPTS BY CUSTOMER TYPE



FY18 FINISHED GOODS AND SERVICES

(In dollars)

	<u>Sales</u>	<u>Cost of Materials & Labor</u>	<u>Average Delivery Time</u>		<u>Sales</u>	<u>Cost of Materials & Labor</u>	<u>Average Delivery Time</u>
BAKERY				MEAT/FOOD PROCESSING			
222 Illinois River	\$ 4,613,162	\$ 2,305,231	Twice a Month	572 Hill	\$ 2,956,303	\$ 2,166,898	Twice a Month
BROOM, WAX AND SOAP				MILK/JUICE PROCESSING			
464 Menard	\$ 813,789	\$ 442,934	7 - 10 Days	477 Menard	\$ 2,040,384	\$ 753,043	Twice a Month
CANINE PROGRAM				OPTICAL			
444 Logan Helping Paws	\$ 7,228	\$ 38,318	N/A	562 Dixon	\$ 3,324,438	\$ 899,098	14 - 21 Days
254 Decatur Dog Grooming	\$ 0	\$ 5,527	N/A	SIGN SHOP			
527 Tails	\$ 0	\$ 7,261	N/A	234 Lincoln	\$ 76,475	\$ 26,881	2 Weeks
594 Prison Pugs	\$ 0	\$ 5,203	N/A	SILK SCREENING & EMBROIDERY			
FURNITURE				SOAP			
233 Lincoln	\$ 66,985	\$ 48,116	4 Weeks	513 Stateville	\$ 240,870	\$ 206,873	30-45 Days
432 Graham	\$ 572,668	\$ 313,862	6 Weeks	VEHICLE			
512 Stateville	\$ 4,576	\$ 1,507	30 - 45 Days	433 Graham	\$ 51,534	\$ 6,006	N/A
GARMENT				WASTE REMOVAL & RECYCLING			
429 Centralia	\$ 567,929	\$ 211,432	30 - 45 Days	479 Menard	\$ 216,357	\$ 20,162	Daily
253 Decatur	\$ 189,990	\$ 84,820	30 Days	228 Illinois River	\$ 8,074	\$ 4,157	Daily
504 Sheridan	\$ 164,408	\$ 164,408	30 Days	588 Western	\$ 14,023	\$ 12,447	Daily
465 Menard	\$ 867,948	\$ 365,634	30 - 45 Days	428 Centralia	\$ 9,823	\$ 5,467	Daily
LAUNDRY				SOAP			
542 East Moline	\$ 888,385	\$ 71,548	Daily	448 Logan	\$ 25,031	\$ 10,245	Daily
MATTRESS				VEHICLE			
437 Graham	\$ 442,437	\$ 226,510	4 Weeks	518 Stateville	\$ 12,506	\$ 13,646	Daily
METAL FURNITURE				VEHICLE			
592 Shawnee	\$ 258,265	\$ 220,264	20 Days	528 Vandalia	\$ 12,581	\$ 5,569	Daily
				558 Danville	\$ 2,148	\$ 3,323	Daily
				578 Hill	\$ 3,759	\$ 2,385	Daily
				598 Shawnee	\$ 14,303	\$ 4,453	Daily

Note 1: The Production Cost column includes the costs of materials and offender labor associated with sales.

Note 2: Customers order food and beverage products on a quarterly basis. All deliveries from the food and beverage shops are made within that quarter.

Note 3: Delivery Time - The average length of time between the receipt of orders and delivery.

Note 4: Average length between delivery and receipt of payment is 338 days.

Note 5: NA = Not applicable - shop does not provide deliveries.

FY18 STATEMENT OF NET POSITION

(All figures in thousands)

ASSETS

Current Assets

Cash	\$	2,709
Receivables:		
Due from federal government	3	
Due from local government	<u>5</u>	
Intergovernmental receivables, net		8
Other receivables	146	
Allowance for uncollectible other receivables	<u>(4)</u>	
Other receivables, net		142
Due from other funds (net of \$4 allowance)		42,048
Due from component units		10
Inventories		5,747
Prepaid expenses		<u>0</u>
Total Current Assets		50,664

Noncurrent Assets

Capital Assets - net		<u>2,442</u>
TOTAL ASSETS	\$	<u>53,106</u>

LIABILITIES & NET POSITION

Current Liabilities

Accounts payable and accrued liabilities	\$	15,715
Due to the federal & local government		30
Due to other funds		3,128
Due to component units		3
Lease payables		1
Compensated absences		<u>197</u>
Total Current Liabilities		19,074

Noncurrent Liabilities

Lease payables		0
Compensated absences		<u>739</u>
Total Noncurrent Liabilities		<u>739</u>

TOTAL LIABILITIES		<u>19,813</u>
--------------------------	--	----------------------

Net Position

Net investment in capital assets		2,441
Unrestricted		<u>30,852</u>
TOTAL NET POSITION		<u>33,293</u>

TOTAL LIABILITIES AND NET POSITION	\$	<u>53,106</u>
---	-----------	----------------------

FY18 STATEMENT OF CASH FLOWS

(All figures in thousands)

Cash Flows From Operating Activities

Cash received from sales and services	\$ 1,279
Cash received from transactions with other funds	28,876
Payments to suppliers for goods and services	(26,478)
Payments to employees for services	(7,467)
Cash receipts from other operating activities	<u>691</u>
Net cash provided (used) by operating activities	(3,099)

Cash Flows From Noncapital Financing Activities

Prompt pay interest	<u>(606)</u>
Net cash provided (used) by noncapital financing activities	(606)

Cash Flows From Capital and Related Financing Activities

Acquisition of capital assets	(531)
Payments on capital debt	<u>(4)</u>
Net cash provided (used) for capital and related financing activities	(493)

Net Increase (Decrease) in Cash

(4,198)

Cash, Beginning of Year

6,907

Cash, End of Year

\$ 2,709

Reconciliation of Operating Income (Loss) to Net Cash

Provided (Used) by Operating Activities

Operating Income (Loss)	\$ <u>(1,415)</u>
-------------------------	-------------------

Adjustments to reconcile operating income to net cash provided by operating activities:

Depreciation	565
Provision for uncollectible accounts	0
Cash receipts from other nonoperating income	691

Changes in assets and liabilities:

(Increase)Decrease Accounts receivable	39
(Increase)Decrease Due from intergovernmental receivables	6
(Increase)Decrease Due from other funds	(4,716)
(Increase)Decrease Due from component units	(6)
(Increase)Decrease Inventories	627
(Increase)Decrease Prepaid expenses	1
Increase(Decrease) Accounts payable and accrued expenses	1,221
Increase(Decrease) Intergovernmental payables	29
Increase(Decrease) Due to other funds	(136)
Increase(Decrease) Due to component units	(4)
Increase(Decrease) Other liabilities	<u>(1)</u>

Total adjustments (1,684)

Net Cash Provided (Used) by Operating Activities

\$ (3,099)

FY18 STATEMENT OF REVENUES, EXPENSES AND CHANGES IN NET POSITION

(All figures in thousands)

Operating Revenues	
Charges for sales and services	\$ <u>34,562</u>
Total Operating Revenues	34,562
Operating Expenses	
Cost of sales and services	28,766
Selling, general and administrative expenses	6,646
Depreciation	<u>565</u>
Total Operating Expenses	35,977
Operating Income	<u>(1,415)</u>
Nonoperating Revenues	
Other revenues	<u>735</u>
Total Nonoperating Revenues	735
Nonoperating Expenses	
Interest expense	<u>1,464</u>
Total Nonoperating Expenses	1,464
Increase (Decrease) in Net Position	<u>(2,144)</u>
Net Position, Beginning of Year	<u>35,437</u>
Net Position, End of Year	<u><u>33,293</u></u>

MANAGEMENT STAFF



Bruce Rauner
Governor
State of Illinois

John R. Baldwin
Acting Director

Illinois Department of Corrections

Gladyse C. Taylor
Assistant Director

Illinois Department of Corrections

Vacant

Chief Executive Officer

Illinois Correctional Industries

Rich Mautino

Assistant Chief Executive Officer

Illinois Correctional Industries

Sitha Hun

Chief Financial Manager

Illinois Correctional Industries

Matt Pogue

Food & Beverage Manager

Illinois Correctional Industries

Vacant

Service Manager

Illinois Correctional Industries

Vacant

Production Manager

Illinois Correctional Industries

Vacant

Manufacturing Manager

Illinois Correctional Industries

Rich Hampton

Business Development/Marketing Manager

Illinois Correctional Industries

OUR TEAM FY18

<u>NAME</u>	<u>TITLE</u>	<u>LOCATION</u>
Adams, Doug	PSA	Lincoln Warehouse
Beckmann, Mark	PSA/Superintendent	Centralia
Bennett, Christopher	Vocational Instructor	IL River
Bone, Jason	Vocational Instructor	Vandalia
Bowen, George	PSA/Modular Mgr	Central Office
Bowen, Quinn	Supervisor	Vandalia
Brinkmeier, Tamara	Account Tech II	Dixon
Burleyson, Clint	MEO	Vandalia/Trucking
Burnett, Wanda	PSA/Accounting Mgr	Central Office
Camp, Brian	Supervisor	Lincoln
Carey, Jason	MEO	Western/Trucking
Chaddock, Chrystal	Account Tech II	IL River
Cissell, James	MEO	Menard/Trucking
Clinton, Jim	PSA/Superintendent	East Moline/Sheridan
Collins, Jim	Lead Worker	Danville
Compton, Jeff	Supervisor	Graham
Cook, Kevin	Supervisor	Menard
Cosgrove, Michael	Supervisor	Western
Craver, Richard	MEO	IL River/Trucking
Davis, Kelli	Administrative Assistant I	Central Office
Doerfler, John	Lead Worker	Lincoln
Dooley, Mike	PSA/Superintendent	Decatur
Emmert, Stanley	MEO	East Moline/Trucking
Feldpouch, Randal	PSA	Vandalia
Fickling, Patricia	Account Tech II	Hill
Fisher, Timothy	Lead Worker	Dixon
Fournier, Derek	Lead Worker	Graham
Golder, James	Lead Worker	Centralia
Goodrich, Julie	Account Tech II	Stateville
Gray, Daniel	MEO	IL River/Trucking
Haggerty, Jerry	MEO	IL River/Trucking
Halford, Aaron	Laborer	Central Office
Hall, Michael	PSA	Hill
Hammersly, Randall	Vocational Instructor	Shawnee
Hampton, Richard	PSA/Business Development/Marketing Mgr	Central Office
Handley, Blake	Laborer	Central Office
Hansen, Susan	Accountant	Central Office
Harper, Jason	Supply Supervisor	Lincoln Warehouse
Harpster, Marshall	Supervisor	Vandalia
Heinen, Mark	Lead Worker	Menard
Herman, Aimee	Account Tech II	Central Office
Hermeyer, Jason	Supervisor	Dixon
Heuer, Shawn	MEO	Menard/Trucking
Hohman, Dale	Supervisor	Centralia
Hosler, Larry	MEO	Hill/Trucking
Hun, Sitha	SPSA/Chief Financial Mgr	Central Office
Irvin, Randy	Supply Supervisor	Lincoln Warehouse
Johnson, David	Supervisor	Decatur
Kline, Brian	Lead Worker	Hill
Kowalewski, Jeff	MEO	Lincoln Warehouse/Trucking
Lance, Jason	MEO	Vandalia/Trucking
Landgrebe, Jerome	Carpenter Foreman	Central Office
Lang, Shane	Vocational Instructor	IL River
Laning, Kristi	Account Tech II	Western
Lantz, Robert	Lead Worker	Dixon

OUR TEAM FY18 (Cont.)

<u>NAME</u>	<u>TITLE</u>	<u>LOCATION</u>
Lingle, Charles	Vocational Instructor	Shawnee
Long, Brian	MEO	Lincoln Warehouse/Trucking
Luedke, Joseph	Lead Worker	Decatur
MacDonald, Lisa	Account Tech II	Lincoln Warehouse
Mason, Natalie	PSA	IL River
Mautino, Rich	SPSA/Acting CEO	Central Office
McCarthy, Brian	MEO	IL River/Trucking
McDonald, Scott	Carpenter	Central Office
Melvin, Christopher	PSA/Superintendent	Dixon
Metzger, William	Lead Worker	Vandalia
Miller, Mark	Lead Worker	East Moline
Miller, Steven	Supervisor	Hill
Miller, Matthew	Vocational Instructor	IL River
Mills, Richard	Supervisor	Hill
Mooney, Melissa	Vocational Instructor	Logan
Moreland, Dana	Account Tech II	Vandalia
Mulrooney, Shaun	Supervisor	Menard
Nagel, Jamie	Vocational Instructor	Menard
Nelson, Michael	MEO	IL River
Newell, Melinda	Vocational Instructor	Western
Ogborn, Kevin	Lead Worker	Hill
Oliver, Toby	Supervisor	Shawnee
Opolka, Dana	PSA	Menard
Palmer, Jodi	Account Tech II	Shawnee
Patten, David	Lead Worker	Sheridan
Pegram, Dan	MEO	Lincoln Warehouse/Trucking
Phoenix, Fred	MEO	Menard/Trucking
Pogue, Matt	SPSA	Central Office
Presswood, Eric	Supervisor	Menard
Presswood, BillieJo	Supervisor	Menard
Reed, Jody	Vocational Instructor	IL River
Reith, Matthew	Vocational Instructor	IL River
Rhoden, Linda	PSA/Superintendent	Danville
Rodriquez, Frederick	Lead Worker	East Moline
Ross, Jason	Lead Worker	Hill
Schnicker, Michael	Lead Worker	Menard
Schoenike, Ken	MEO	Hill/Trucking
Scott, Heidi	PSA	Western
Simmers, Eric	Vocational Instructor	IL River
Skafidas, Mike	Supervisor	East Moline
Smith, Angela	Account Tech II	Danville
Spiller, LeeAnn	Account Tech II	Menard
Sporrer, Todd	Laborer	Central Office
Sutherland, Sean	MEO	IL River/Trucking
Tinker, Troy	Lead Worker	Vandalia
Wadsworth, Eric	Lead Worker	Dixon
Walker, Wayne	Lead Worker	Dixon
Watt, Joseph	MEO	Hill/Trucking
Weaver, John	Supervisor	IL River
Weigler, Justin	Executive II	Central Office
White, Lynette	Account Tech II	Vandalia
Whitfield, Christopher	Lead Worker	Stateville
Wolf, Tiara	Office Associate	Dixon/
Woods, Caleb	MEO	IL River/Trucking



This publication was designed by inmate workers
at Danville ICI's Graphic Design Department



WORKING - TRANSFORMING - SUCCEEDING

